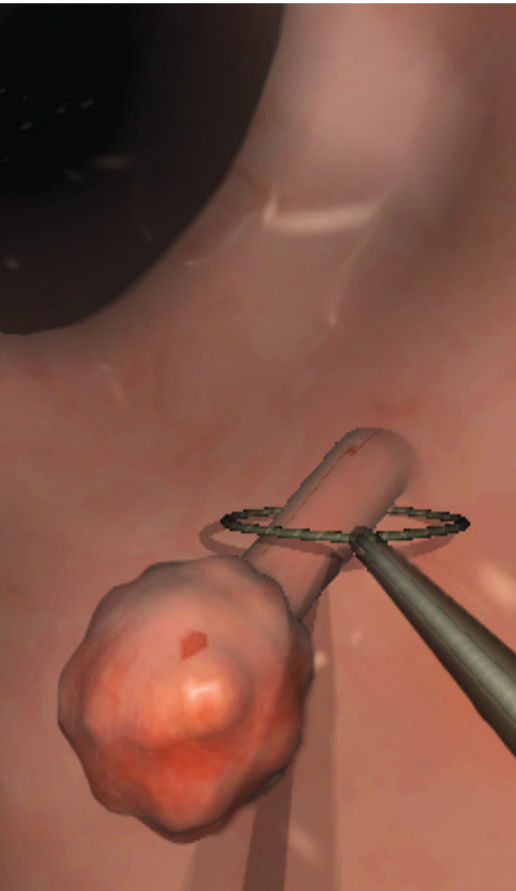





GI Mentor™



BDSYSTEMS®



Simulator Platforms



GI Mentor

The unique training system combines designated hardware and software to create a life-like sensation of real endoscopic procedures using authentic scopes and an adjustable 24" touch screen.


Upper and lower GI anatomies are conveniently interchanged, offering realistic simulation of a wide variety of gastrointestinal diagnostic and therapeutic procedures.

Includes optional add-on modules for bronchoscopy.

GI Mentor Express

A desktop training platform that offers true-to-life simulation training using an actual endoscope.

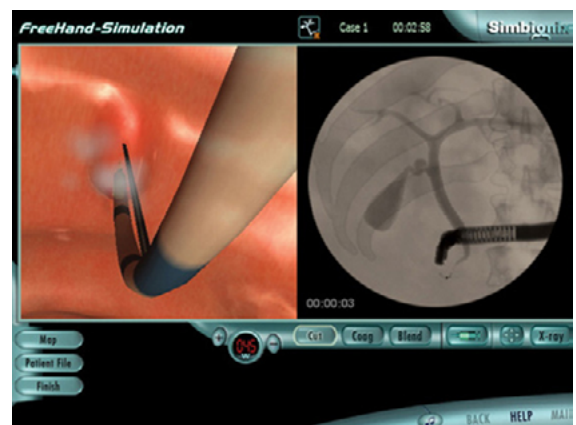
This simulator is offered in several configurations for enhanced flexible pricing.



** The GI Mentor platforms are compatible with the FES testing module, as performed by SAGES and required by the ABS for all general surgery residency graduates beginning in 2018.

Features and Benefits

- The most comprehensive hands-on curriculum available.
- Educational aids such as 3D map, pain indicator and virtual instructor provide dynamic feedback as to navigation, looping and patient safety during case performance.
- The most realistic VR simulation available.
- The only hands-on simulator offering EUS training.
- A user friendly and mobile platform, incorporating Flexible Bronchoscopy modules.
- The only evidence based hands-on training for GI endoscopy, validated in over 40 studies.
- Demonstrated a sustained skill transference effect superior to other training methods.



The GI Mentor™ offers the most comprehensive hands-on training for GI skills and gastrointestinal diagnostic and therapeutic procedures with over 100 tasks and virtual patient cases.

GI Mentor Modules



GI Endoscopy - Fundamental Skills

Promotes endoscopic skills acquisition: navigation, mucosal evaluation, targeting, retroflexion, and loop reduction.



ERCP

Complete ERCP procedures using the endoscopic and fluoroscopic views to cannulate the papilla, sphincterotomy and diagnosis / treatment of CBD / PD findings.



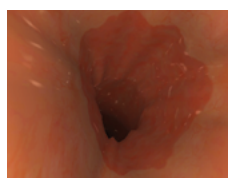
Cyberscopy

Basic tasks to enhance hand-eye coordination and scope maneuvering dexterity.



Emergency Bleeding

Gastric Bleeding cases to practice the management of bleeding situations, with various methods and tools in a controlled environment.



Upper GI Endoscopy

Complete survey of the upper GI tract, identifying, sampling or otherwise treating the findings.



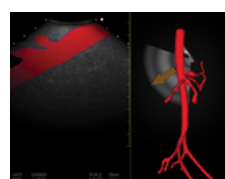
Flexible Sigmoidoscopy

Varied anatomies to practice the retroflexion maneuver, identify diverse pathologies and recommend further treatment.



Lower GI Endoscopy

Complete survey of the lower GI tract in diverse anatomies, where findings can be sampled or otherwise treated.



Endoscopic Ultrasonography (EUS)

Educational environment to practice and gain experience in linear and radial EUS, focusing on scope maneuvering to demonstrate anatomical landmarks.

MentorLearn Simulator Curricula Management System

The Symbionix multidisciplinary simulators effortlessly integrate into your program curriculum.



- Customizable curriculum incorporating training and didactics.
- Easy and efficient administration of simulator users.
- Online learning courses and video-based content.
- Proficiency based hands-on training.
- Performance reports with learning curve graphs.



Symbionix™ To Advance Clinical Performance



HEALTHCARE SOLUTIONS

3D Systems pioneered healthcare solutions that enhance quality-of-life through the use of 3D printing, surgical planning and personalized medical technologies. We are dedicated to helping medical professionals train for, plan, practice and perform complex medical procedures and achieve better patient outcomes.

3D Systems' Symbionix simulation products provide a complete solution for training programs with a full array of simulators, PROCEDURE Rehearsal Studio™ for case rehearsal and to create 3D printed personalized anatomical models, and MentorLearn™ for simulator management.

The company is committed to building an end-to-end Digital Thread for Personalized Surgery. We develop true patient-specific healthcare solutions, one-by-one or at scale, designed to change the future of personalized medicine.



// The instruments feel and act like the real instruments that are used, and the environment is that of a patient in which we are performing a procedure. The surgeon or endoscopist can practice over and over again in this environment to understand how the procedure can be performed and improved on a continuous basis. //

Jeffrey Ponsky, MD
Cleveland Clinic



Symbionix Products Locations:

7100 Euclid Avenue, Suite 180, Cleveland, OH, 44103 USA
Tel +1-216-229-2040, Fax +1-216-229-2070, Toll-free 1-866-746-2466

3 Golan Street (Golan Building), Airport City, 7019900 Israel
Tel +972-3-9114444, Fax +972-3-9114455

symbionix@3dsystems.com | www.symbionix.com | www.3dsystems.com

